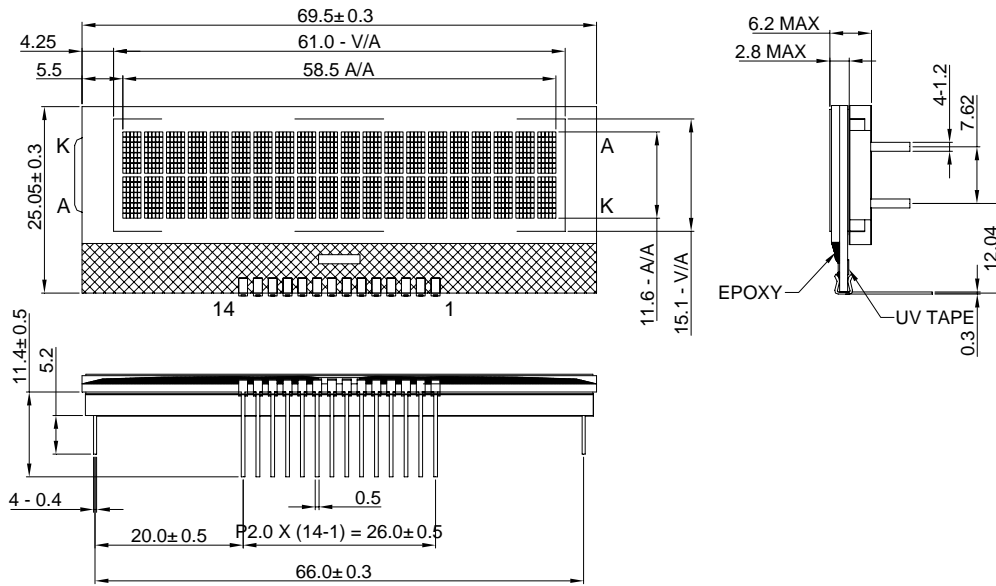
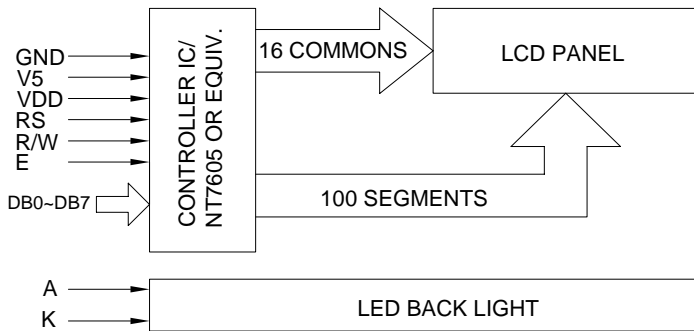


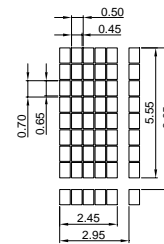
OUTLINE DIMENSION



BLOCK DIAGRAM



DISPLAY PATTERN



MECHANICAL SPECIFICATION

Item	Dimensions(W)X(H)	Unit
Overall Size	69.5x25.0	MM
View Area	61.0x15.1	MM
Character	2.45x5.55	MM
Dot Size	0.45x0.65	MM
Dot Pitch	0.50x0.70	MM

PIN ASSIGNMENT

Pin no	Symbol	Function
1	Vss	Power Supply(GND)
2	V5	Contrast Adjust
3	VDD	Power Supply(-)
4	RS	Command data input
5	R/W	Data read / write
6	E	Enable signal
7-14	DB0-DB7	Data bus line

ABSOLUTE MAXIMUM RATING

Item	Symbol	Condition	Min	Max	Unit
Supply for logic voltage	VDD	25°C	-0.3	7.0	V
LCD driving supply voltage	VDD-Vo	25°C	-0.3	VDD+0.3	V
Input voltage	VI	25°C	-0.3	VDD+0.3	V

ELECTRICAL CHARACTERISTICS

Item	Symbol	Condition	Min	Typical	Max	Unit
Supply voltage for logic	VDD	---	4.5	5.0	5.5	V
Supply current for logic	IDD	---	---	1.0	1.5	mA
Operation voltage for LCD	VDD-Vo	0°C	---	---	---	V
		25°C	---	4.5	---	V
		50°C	---	---	---	V
Input voltage "H" level	VIH	---	0.7VDD	---	VDD	V
Input voltage "L" level	VIL	---	-0.3	---	0.6	V
Supply voltage for back lihgt	VBL	---	According back light type			V
Supply current for back lihgt	IBL	---	According back light type			mA

REMARKS:

- LCD options: STN, TN, FSTN.
- Back light type: LED Back light feature.